

REFUSE BINS

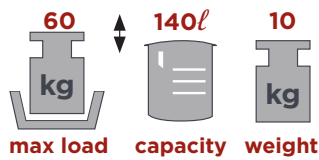
Mr Shelf products fall into the following categories i.e. Jumbo Bins, Environmental Refuse Bins, Storage Bins, Secure Plastic Containers and Storage Crates & Containers.

Each category offers practical, durable systems that are designed to function efficiently under the challenging conditions found within the Southern African retail, industrial, agricultural and environmental markets.

Using a multi-focus team approach, the sales, marketing and manufacturing departments are fully integrated and trained to find solutions that meet the customer's needs and expectations.

Features

- The 140-litre bin is designed for industrial and household use.
- The bin features a specially designed rim flange for operational reliability, and is highly resistant to the effects of continuous mechanical handling.
- The design is shock-absorbent, resistant to chemical attack and will withstand the extreme and frequent temperature variations experienced in South Africa.
- The rubber wheels minimise noise pollution and provide easy manoeuvrability.
- The bins can be manufactured with lids that are suitable for selective collection. In addition, the 140-litre wheeled bin can be personalised with company graphics and microchip identification.



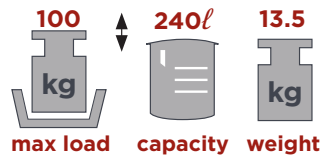
Code:	CT8108
Material:	HDPE
Ext. Top:	482 x 587 x 1057 mm (H)
Int. Base:	N/A
Wheels:	200 mm
Max Load:	60 kg
Stack Height:	N/A
Nest Height:	130 mm
Colour:	

140 Litre 2-Wheeled Bin



Features

- The 240-litre bin is designed for industrial, household and hospitality use.
- The bin features a specially designed rim flange for operational reliability, and is highly resistant to the effects of continuous mechanical handling.
- The design is shock-absorbent, resistant to chemical attack and will withstand the extreme and frequent temperature variations experienced in South Africa.
- The rubber wheels minimise noise pollution and provide easy manoeuvrability.
- The bins can be manufactured with lids that are suitable for selective collection. In addition, the 240-litre wheeled bin can be personalised with company graphics and microchip identification.



Code:	CT8102
Material:	HDPE
Ext. Top:	739 x 580 x 1069 mm (H)
Int. Base:	N/A
Wheels:	200 mm
Max Load:	100 kg
Stack Height:	N/A
Nest Height:	145 - 160 mm
Colour:	

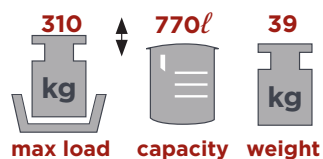
240 Litre 2-Wheeled Bin



Designed for selective bulk waste recycling

Features

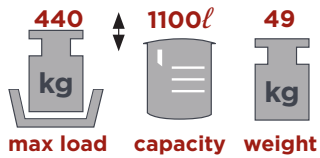
- This 4-wheeled range comes in two sizes; with lids, and can be used for the collection of specific types of waste.
- Rounded corners and an optimally positioned drain plug provide an easy-clean solution.
- This design features an ergonomic handgrip and additional handles on all three sides to facilitate access and motion.
- The bin is also shock absorbent and resistant to chemical products and extreme temperature.
- The rubber wheels minimise noise pollution and provide easy manoeuvrability.



Code:	MP8409
Material:	HDPE
Ext. Top:	772 x 1260 x 1295 mm (H)
Int. Base:	N/A
Wheels:	160 mm
Max Load:	310 kg
Stack Height:	N/A
Nest Height:	280 mm
Colour:	

4-Wheeled Bulk Bin - 770 Litre





4-Wheeled Bulk Bin - 1100 Litre



Code:	MP8410
Material:	HDPE
Ext. Top:	1070 x 1265 x 1380 mm (H)
Int. Base:	N/A
Wheels:	200 mm
Max Load:	440 kg
Stack Height:	N/A
Nest Height:	250 mm
Colour:	■ ■

Please note that black containers are manufactured from recycled raw material. Please consider this in your application. We will not be held accountable for breakages, or guarantee black recycled products.

MAKE YOUR SPACE WORK FOR YOU.

Toll Free 0861 MRSHELF or 0861 677435
www.mrshelf.co.za

MR. SHELF