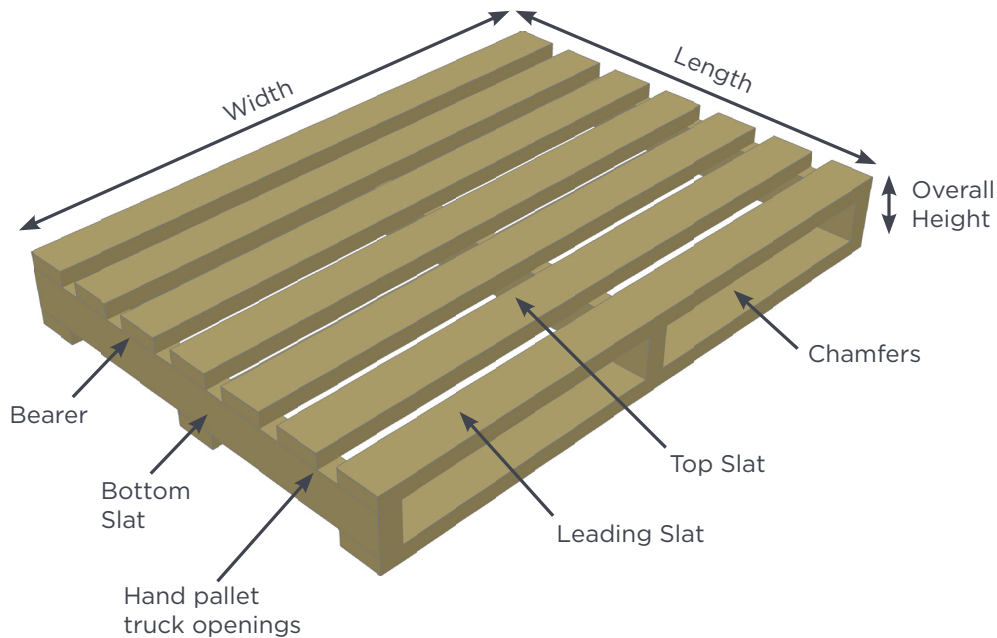


# WOODEN PALLETS


Mr Shelf Pallets and Decks are milled from Renewable Forests in the Mpumalanga area. The timber is sawn and graded at reputable Saw Mills (FSC Graded) and is kiln dried (heat treated) as per ISPM 15 Regulation which is required for the manufacture of boxes, crates etc. for export purposes and is recognised as one of the treatments used world wide.

This system is designed for your specific storage application.




Two Way Entry Pallets

Single Deck




Two Way Entry Pallets

Reversible




Two Way Entry Pallets

Non Reversible




Two Way Entry Pallets

Reversible Wing




Four Way Entry Pallets

Perimeter Base




Four Way Entry Pallets

Non Reversible




Four Way Entry Pallets

Fully Reversible




Duck Board

No Block




Specials

Made to Order




Specials

Stillages



Pine Decking

Open or Closed Slats



# MAKE YOUR SPACE WORK FOR YOU.

Toll Free 0861 MRSHELF or 0861 677435  
[www.mrshelf.co.za](http://www.mrshelf.co.za)

**MR. SHELF**